



**UNIVERSAL
HEALTH CARE**

Foundation of Connecticut

Research on Support for Allowing Undocumented Immigrants to Access Medicaid in Connecticut

Findings From a Survey of 500 Likely Voters in Connecticut with Oversamples of 100 Black Voters & 100 Latinx Voters

July 2022



Lake Research Partners

Washington, DC | Berkeley, CA | New York, NY

LakeResearch.com

202.776.9066

**David Mermin
Emily Garner**

Methodology

- Lake Research Partners designed and administered this survey, which was conducted by live telephone interview and text-to-online.
- The survey reached a total of 500 likely voters in Connecticut plus oversamples of 100 Black voters and 100 Latinx voters.
- The survey was conducted February 8-13, 2022.
- Interviews were conducted in English & Spanish.
- Data were weighted slightly by gender, region, party identification, race, age, education level to reflect the expected demographic composition of likely voters in Connecticut.
- The margin of error for the full sample is +/-4.0%.

Demographics of Likely Voters in Connecticut


GENDER

Man	—	45%
Woman	—	52%
Nonbinary/ Other	—	3%

AGE


Under 30	—	15%
30-39	—	14%
40-49	—	14%
50-64	—	29%
65+	—	28%

EDUCATION

High School or Less	—	14%	
Post-H.S. / Some College	—	34%	
College Graduate	—	27%	46% College Grad or Post Grad
Post-Graduate	—	19%	

PARTY IDENTIFICATION

 Democrat
38%

 Republican
22%

 Ind/DK
40%

HOUSEHOLD INCOME

Under 50k	—	25%
Above 50k	—	58%

RACE

White/Caucasian	79%
Black/African American	9%
Hispanic/Latinx	8%
AAPI	1%
Unknown	3%

REGION

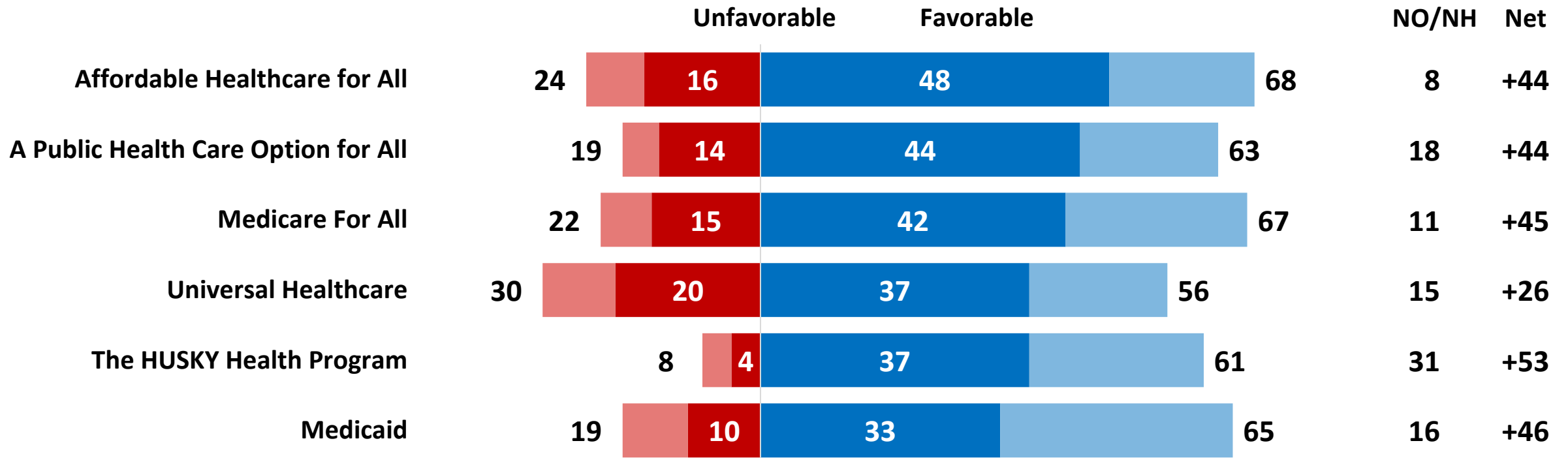


Strategic Summary

- A solid majority of voters support expanding access to health coverage in Connecticut through the HUSKY program, regardless of immigration status (57%).
 - That majority holds steady throughout the survey as voters hear messages for and against the proposal. There is little movement overall, but independent women are a target group for persuasion.
 - Democrats are strongly in favor, while Independents lean against and Republicans are strongly opposed.
 - Support is overwhelming among Black and Latinx voters.
- Two-thirds of voters support the proposal to expand access to all children (66%).
 - This even more popular, less polarizing proposal gains a few points of support throughout the survey, mostly from persuadable older Republican women, and some independents.
 - Democrats are again strongly in favor, independents are in favor, and Republicans are softly opposed.
 - Black and Latinx voters are even more supportive.
- Voters' number one health care priority, across party lines, is lowering health care costs including prescription drug prices (52% rate very high priority), followed by ensuring all children in Connecticut are covered (45% rate very high priority).
 - Among Black and Latinx voters, ensuring all children are covered is a slightly higher priority.

Two thirds of voters are favorable towards the concept of “affordable healthcare for all,” with high intensity. The language of “a public health care option for all” performs similarly to “Medicare for All”, while “universal health care” is significantly weaker. HUSKY has higher positive intensity and fewer negative connotations than Medicaid, but is unknown to some voters, while Medicaid is recognized by all.

Statewide Favorabilities

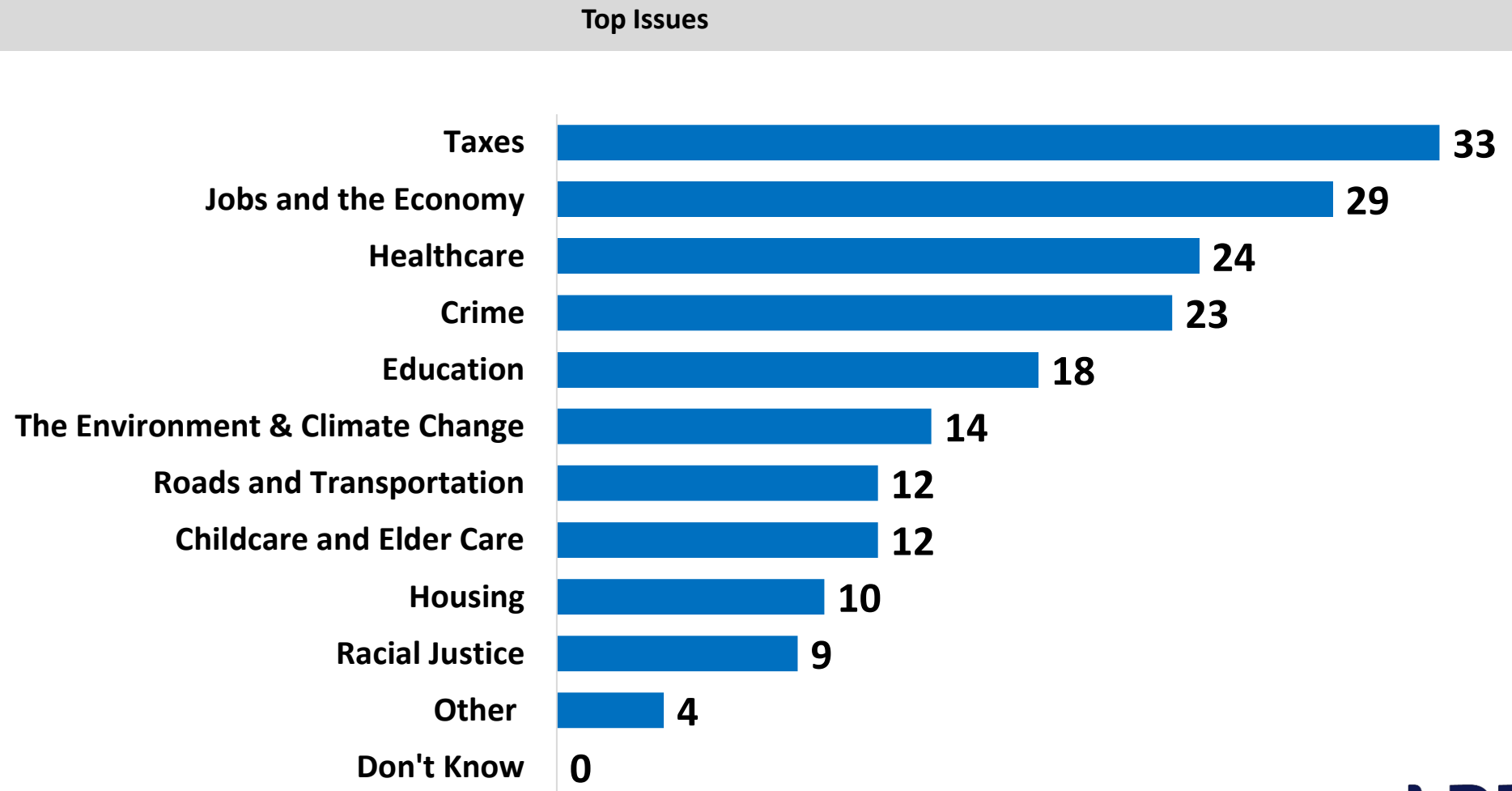


All Items Split Sampled

Q2. Now I'd like to ask you about some organizations and ideas. For each, please tell me whether you have a very favorable, somewhat favorable, somewhat unfavorable, or very unfavorable impression. If you haven't heard of it {6}, or if you don't know enough about it to have an impression {5}, just say so and we will move on.



Voters' number one concern is taxes (33% top issue), driven by Republicans (48%). It is followed by jobs and the economy (29%) which is the number one issue of independents (37%). Democrats' top issue is health care (31%), which lands third overall (24%).



Q4. Which one or two of the following issues or problems would you say is the most important thing for your elected officials in Connecticut to focus on? [RANDOMIZE]
[ACCEPT UP TO TWO RESPONSES]

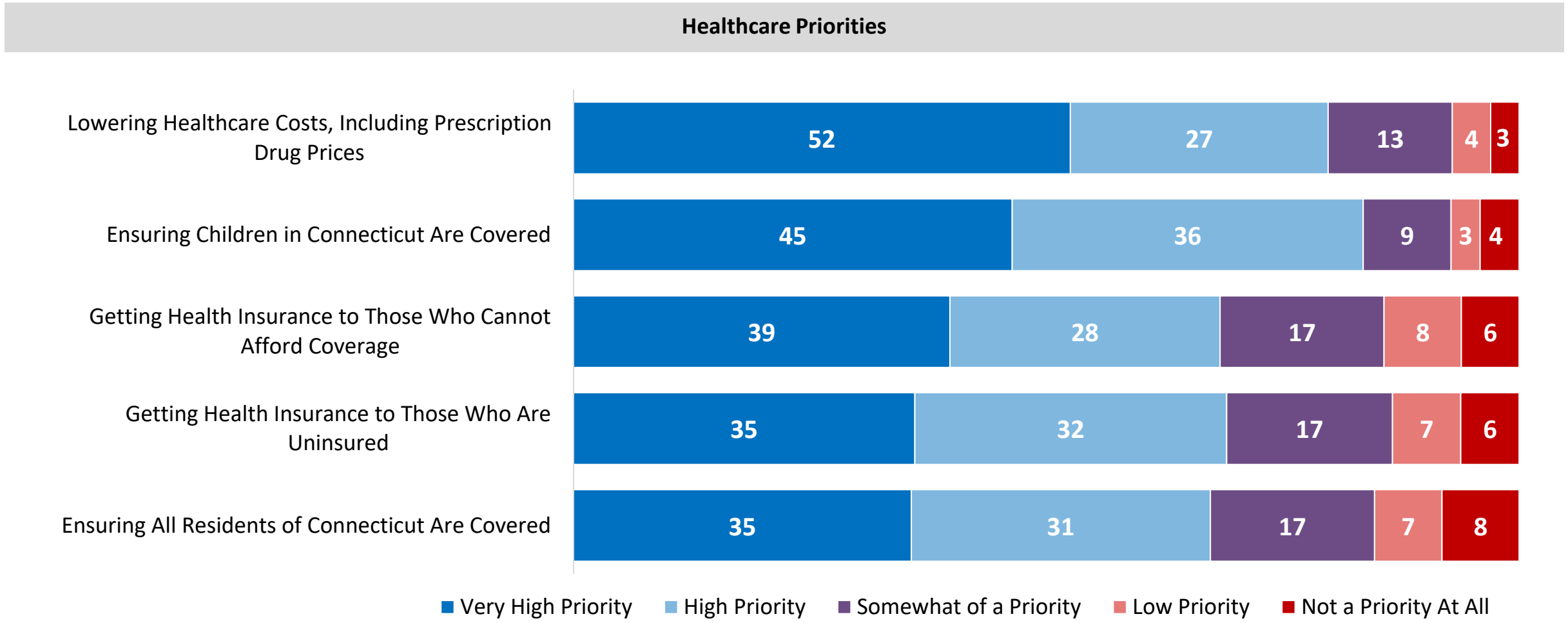
Taxes is a top issue across the board, except among Democrats, who are most concerned about health care (31%) and the economy (27%). For independents health care is a second-tier issue (20%), after the economy (37%), taxes (30%), and crime (30%). There is a gender gap – women (27%) are more concerned about health care than men (19%). Latinx voters (29%) are more concerned than Black voters (20%).

Top Issue by Demographics

Top Issue	Total	Race				Gender		Age		Party Identification		
		White	POC	Black	Latinx	M	W	<50	50+	Dem	Ind/DK	Rep
Taxes	33	31	33	28	37	35	32	33	33	21	30	48
Jobs and the Economy	29	28	31	31	28	33	27	29	29	27	37	37
Healthcare	24	25	24	20	29	19	27	25	23	31	20	13
Crime	23	23	22	15	15	23	23	17	28	9	30	36
Education	18	17	20	23	20	18	19	24	13	20	21	11
The Environment & Climate Change	14	16	8	6	7	15	14	17	12	23	13	2
Roads and transportation	12	12	12	7	9	16	9	13	11	12	8	16
Childcare and elder care	12	12	10	13	11	9	15	9	14	14	18	6
Housing	10	9	16	20	23	9	11	12	8	13	4	10
Racial Justice	9	9	10	19	12	8	10	8	10	16	1	4
Other	4	5	2	3	2	5	4	5	3	4	1	8

Q4. Which one or two of the following issues or problems would you say is the most important thing for your elected officials in Connecticut to focus on? [RANDOMIZE]
[ACCEPT UP TO TWO RESPONSES]

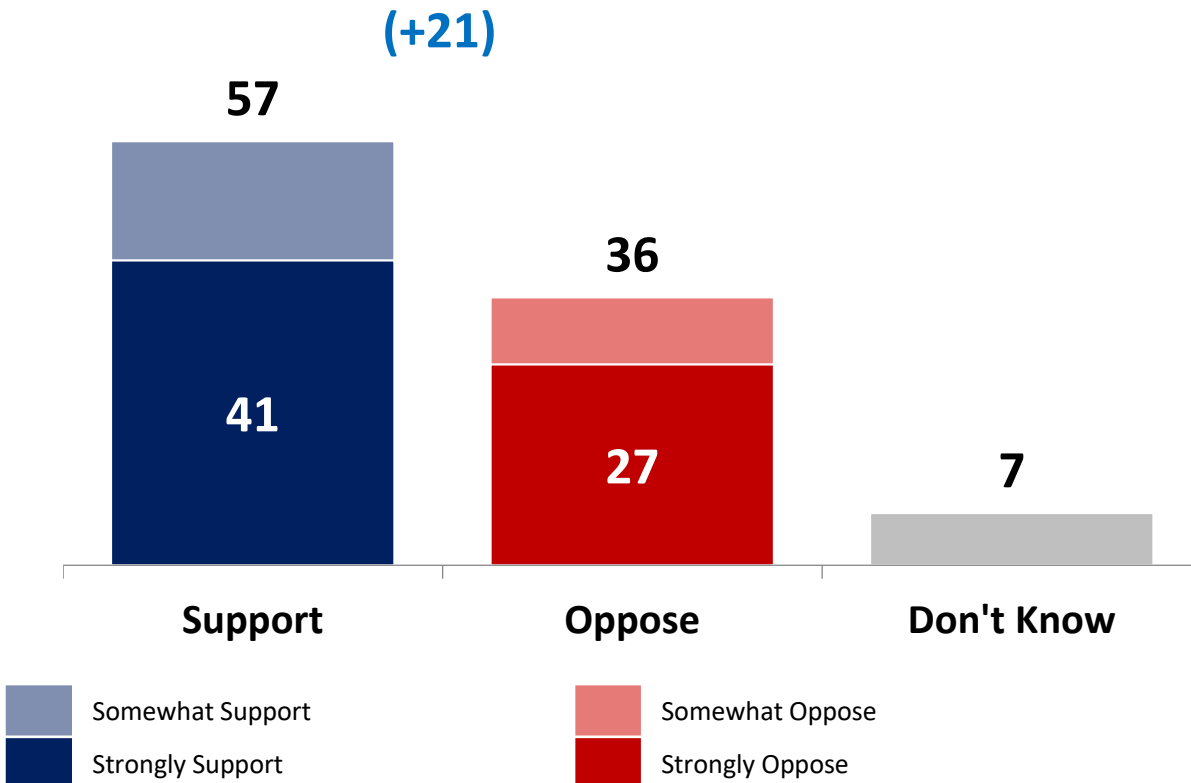
The number one health care priority, across party lines, is lowering health care costs including prescription drug prices (52% rate very high priority), followed by ensuring all children in Connecticut are covered (45%).



Q6. Now I'm going to read you some different health care priorities. For each one, please rank how high of a priority it is to you – a very high priority, high priority, somewhat of a priority, low priority, or not a priority at all. [RANDOMIZE LIST]

A clear majority of voters support allowing all Connecticut residents who qualify by income to receive insurance through HUSKY regardless of immigration status (57% support), including 84% of Democrats and nearly three quarters of people of color (72%). Black (83%) and Latinx (76%) voters in particular are overwhelmingly supportive. Women and younger voters are also more favorable (both 61%). Independents are split but lean against the proposal (49% oppose).

HUSKY Expansion – All Residents



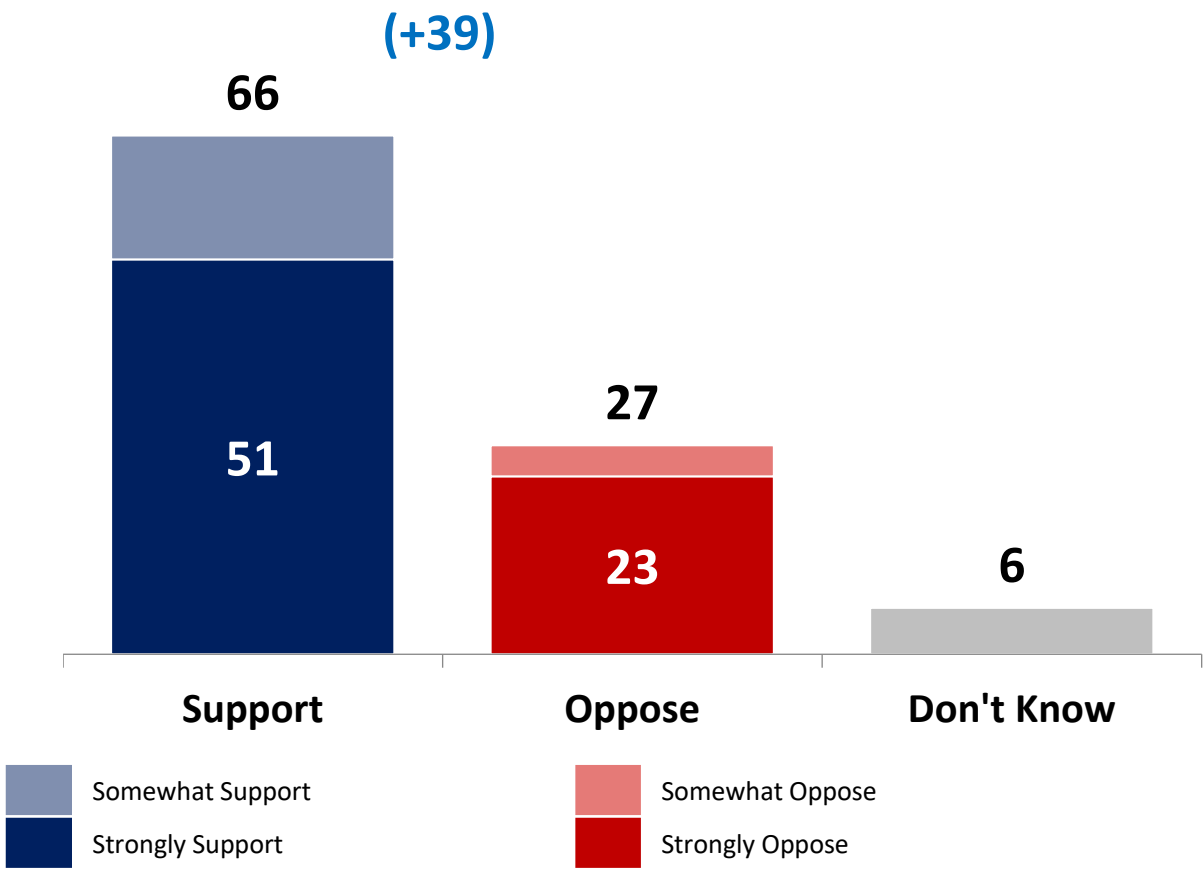
By Demographics

Demographics	Support	Oppose	Net
Total	57	36	+21
White	55	38	+17
POC	72	21	+51
Black	83	10	+73
Latinx	76	16	+60
Men	53	40	+13
Women	61	32	+29
Under 50	61	32	+29
50 & Over	54	39	+15
Democrat	84	10	+74
Independent/DK	40	49	-9
Republican	28	67	-39

Q7. Now let me tell you a little bit about the Medicaid program, also known as HUSKY, in Connecticut. As you may know, HUSKY provides health insurance to low-income and disabled Connecticut residents. Most undocumented immigrants are excluded from the program. Do you support or oppose allowing all Connecticut residents, who qualify by income, to receive insurance through HUSKY, regardless of immigration status?

There is even more robust support for allowing all children to receive insurance through HUSKY – two thirds of voters (66%), including 92% of Democrats, a majority of independents (58%), eight in ten people of color (80%) – including 89% of Black voters and 82% of Latinx voters – seven in ten women (70%), and nearly three quarters of younger voters (72%) are in favor.

HUSKY Expansion – All Children



By Demographics

Demographics	Support	Oppose	Net
Total	66	27	+39
White	65	28	+37
POC	80	14	+66
Black	89	7	+82
Latinx	82	13	+69
Men	63	30	+33
Women	70	24	+46
Under 50	72	25	+47
50 & Over	62	28	+34
Democrat	92	5	+87
Independent/DK	58	31	+27
Republican	36	56	-20

Q8. Now for a slightly different question. Do you support or oppose allowing all *children age 18 and under* in Connecticut who qualify by income to receive insurance through HUSKY, regardless of immigration status?

LRP LAKE RESEARCH PARTNERS

Strategy · Precision · Impact



Washington, DC | Berkeley, CA | New York, NY

LakeResearch.com

202.776.9066

David Mermin

dmermin@lakeresearch.com

Emily Garner

egarner@lakeresearch.com